

May 31, 2007

To Whom It May Concern,

Company Name: BB Net corp.
Stock Code: 2318
Representative: Hiroki Hideshima, President & CEO
Inquiries: Yasuhisa Okubata
Division Manager,
Corporate Administrative Division
Telephone: +81-(0) 6-4797-1102

Notice Regarding Sale of Investment Securities (No.7)

BB Net corp. (the “Company”) announces that the Company has sold part of its investment securities as follows.

1 . Securities Sold	Shares of 7 unlisted companies
2 . Purchaser(s)	Institutional investors in Japan etc.
3 . Date of Sale	April 1, 2007 through May 31, 2007
4 . Amounts Sold	360,383 (Thousand Yen)
5 . Book Values (Consolidated)	227,201 (Thousand Yen)
6 . Book Values (Parent)	209,839 (Thousand Yen)
7 . Effect on Profit (Consolidated)	133,181 thousand Yen to be booked as an extraordinary income
8 . Effect on Profit (Parent)	150,543 thousand Yen to be booked as an extraordinary income
9 . Reason for the Sale	In conformity with the liquidation strategy of investment securities that the Company makes efforts.

Attached 1 : Progress Chart of the Liquidations of Investment Securities (Consolidated)
(as of May 31, 2007)

Attached 2 : Progress Chart of the Liquidations of Investment Securities (Parent)
(as of May 31, 2007)

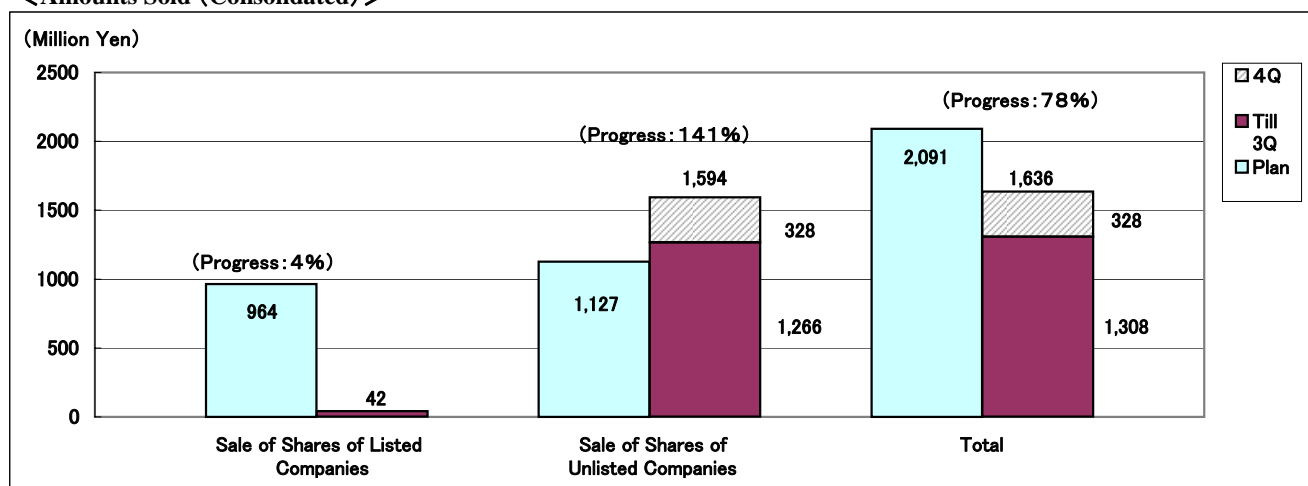
<Chart (Consolidated)>

(Million Yen)

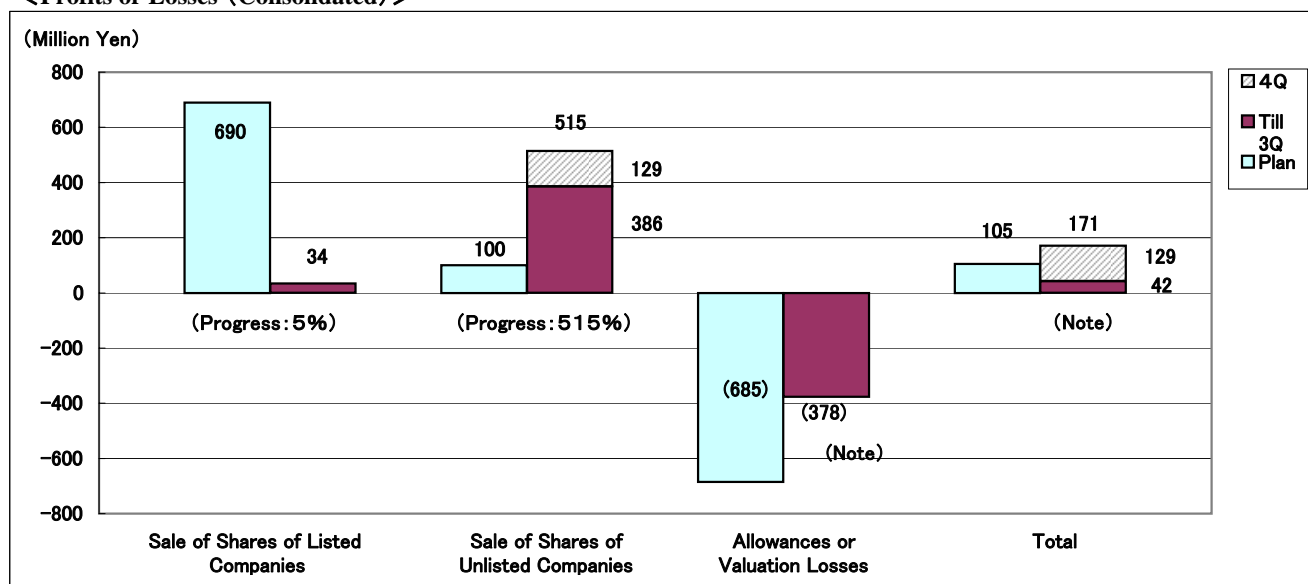
		Sale of Shares of Listed Companies	Sale of Shares of Unlisted Companies	Allowances or Valuation Losses	Total
<Amounts Sold>	Plan	964	1,127		2,091
	First Half Result	42	1,153		1,195
	3Q Result	0	113		113
	4Q Result	0	328		328
	Total	42	1,594		1,636
	Progress(%)	4%	141%		78%
<Booked Values>	Plan	274	1,027		1,301
	First Half Result	8	797		805
	3Q Result	0	83		83
	4Q Result	0	199		199
	Total	8	1,079		1,087
	<Profits or Losses>	Plan	690	100	▲ 685
First Half Result	34	356	(Note) ▲ 378	(Note) 12	
3Q Result	0	30	(Note) 0	(Note) 30	
4Q Result	0	129	(Note) 0	(Note) 129	
Total	34	515	(Note) ▲ 378	(Note) 171	
Progress(%)	5%	515%	55%	—	

Note : Allowances and valuation losses are booked at each quarter end, and the amounts for 3Q and thereafter have not been fixed as of today.

<Amounts Sold (Consolidated)>



<Profits or Losses (Consolidated)>



Note : Allowances and valuation losses are booked at each quarter end, and the amounts for 3Q and thereafter have not been fixed as of today.

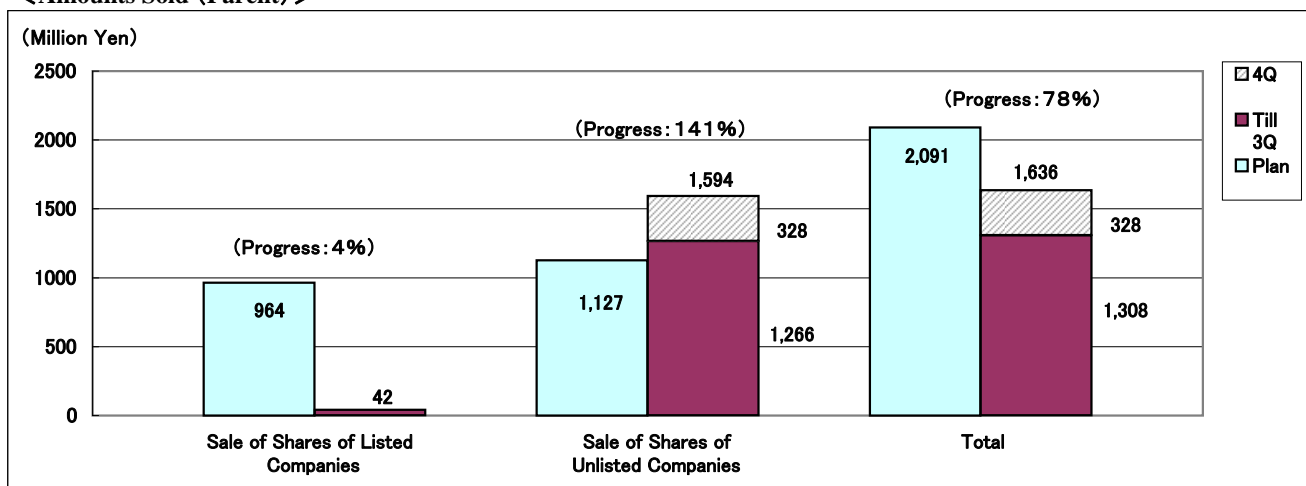
<Chart (Parent)>

(Million Yen)

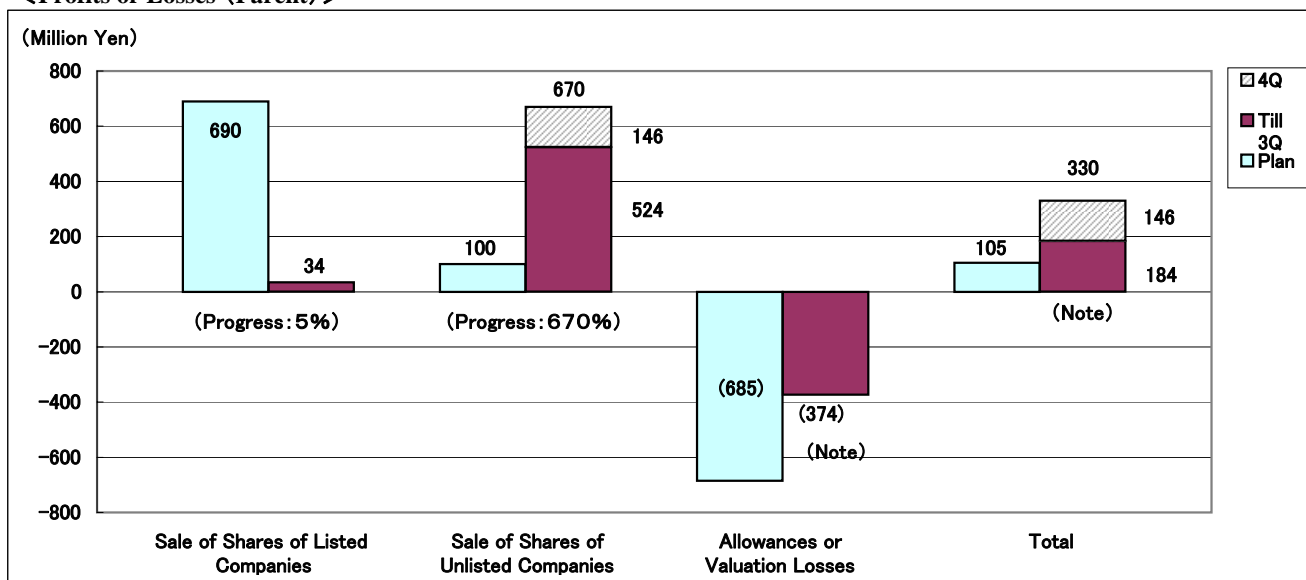
	Sale of Shares of Listed Companies	Sale of Shares of Unlisted Companies	Allowances or Valuation Losses	Total
<Amounts Sold>	Plan	964	1,127	2,091
	First Half Result	42	1,153	1,195
	3Q Result	0	113	113
	4Q Result	0	328	328
	Total	42	1,594	1,636
	Progress(%)	4%	141%	78%
<Booked Values>	Plan	274	1,027	1,301
	First Half Result	8	670	678
	3Q Result	0	72	72
	4Q Result	0	182	182
	Total	8	924	932
	<Profits or Losses>	690	100	▲ 685
First Half Result	34	483	(Note) ▲ 374	(Note) 143
3Q Result	0	41	(Note) 0	(Note) 41
4Q Result	0	146	(Note) 0	(Note) 146
Total	34	670	(Note) ▲ 374	(Note) 330
Progress(%)	5%	670%	55%	—

Note : Allowances and valuation losses are booked at each quarter end, and the amounts for 3Q and thereafter have not been fixed as of today.

<Amounts Sold (Parent)>



<Profits or Losses (Parent)>



Note : Allowances and valuation losses are booked at each quarter end, and the amounts for 3Q and thereafter have not been fixed as of today.