

January 31, 2007

To Whom It May Concern,

Company Name: BB Net corp.
Stock Code: 2318
Representative: Eiji Tanaka, President & CEO
Inquiries: Yasuhisa Okubata
Division Manager,
Corporate Administrative Division
Telephone: +81-(0) 6-4797-1102

Notice Regarding Sale of Investment Securities (No.5)

BB Net corp. (the “Company”) announces that the Company has sold part of its investment securities as follows.

1 . Securities Sold	Shares of 7 unlisted companies
2 . Purchaser(s)	Fund organized institutional investors in Japan etc.
3 . Date of Sale	November 30, 2006 through January 31, 2007
4 . Amounts Sold	173,770 (Thousand Yen)
5 . Book Values (Consolidated)	111,581 (Thousand Yen)
6 . Book Values (Parent)	102,846 (Thousand Yen)
7 . Effect on Profit (Consolidated)	62,188 Thousand Yen to be booked as an extraordinary income
8 . Effect on Profit (Parent)	70,923 Thousand Yen to be booked as an extraordinary income
9 . Reason for the Sale	In conformity with the liquidation strategy of investment securities that the Company makes efforts.

Attached 1 : Progress Chart of the Liquidations of Investment Securities (Consolidated)
(as of January 31, 2007)

Attached 2 : Progress Chart of the Liquidations of Investment Securities (Parent)
(as of January 31, 2007)

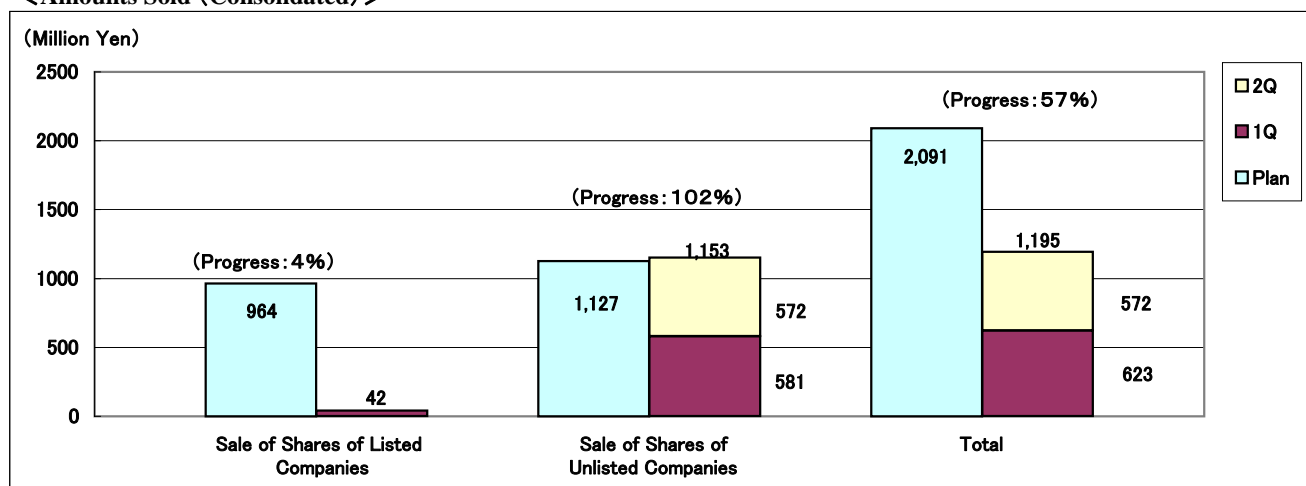
<Chart (Consolidated)>

(Million Yen)

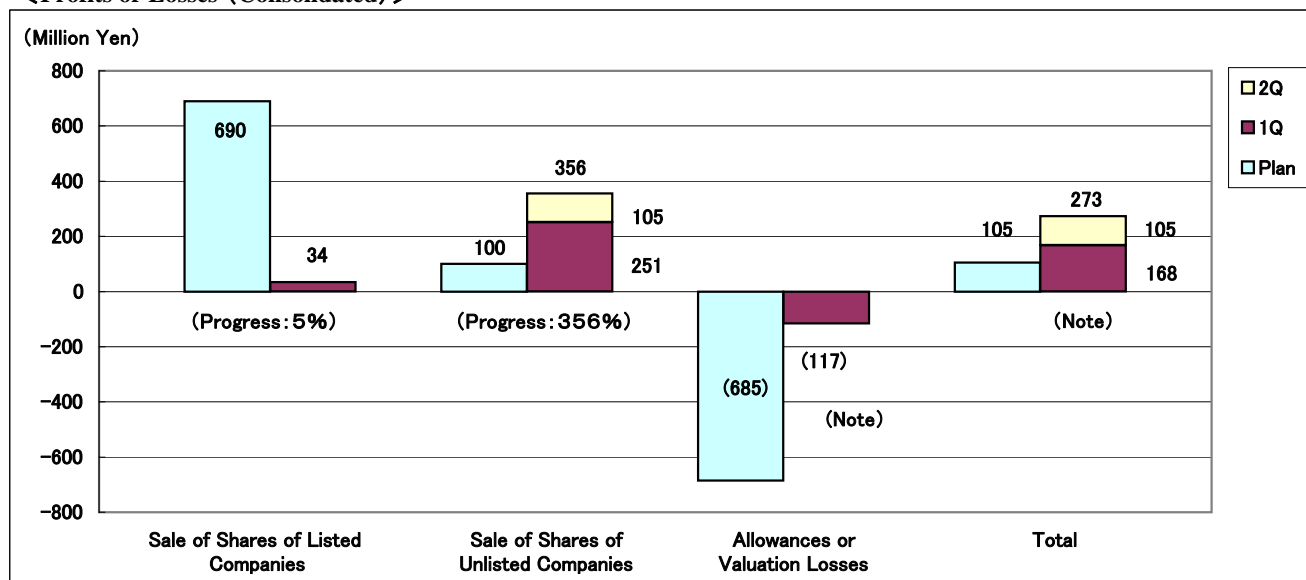
		Sale of Shares of Listed Companies	Sale of Shares of Unlisted Companies	Allowances or Valuation Losses	Total
<Amounts Sold>	Plan	964	1,127		2,091
	1Q Result	42	581		623
	2Q Result	0	572		572
	Total	42	1,153		1,195
	Progress(%)	4%	102%		57%
<Booked Values>	Plan	274	1,027		1,301
	1Q Result	8	330		338
	2Q Result	0	467		467
	Total	8	797		805
<Profits or Losses>	Plan	690	100	▲ 685	105
	1Q Result	34	251	(Note) ▲ 117	(Note) 168
	2Q Result	0	105	(Note) 0	(Note) 105
	Total	34	356	(Note) ▲ 117	(Note) 273
	Progress(%)	5%	356%	17%	—

Note : Allowances and valuation losses are booked at each quarter end, and the amounts for 2Q and thereafter have not been fixed as of today.
 Allowances or valuation losses may be booked within the planned figures.

<Amounts Sold (Consolidated)>



<Profits or Losses (Consolidated)>



Note : Allowances and valuation losses are booked at each quarter end, and the amounts for 2Q and thereafter have not been fixed as of today.
 Allowances or valuation losses may be booked within the planned figures.

<Chart (Parent)>

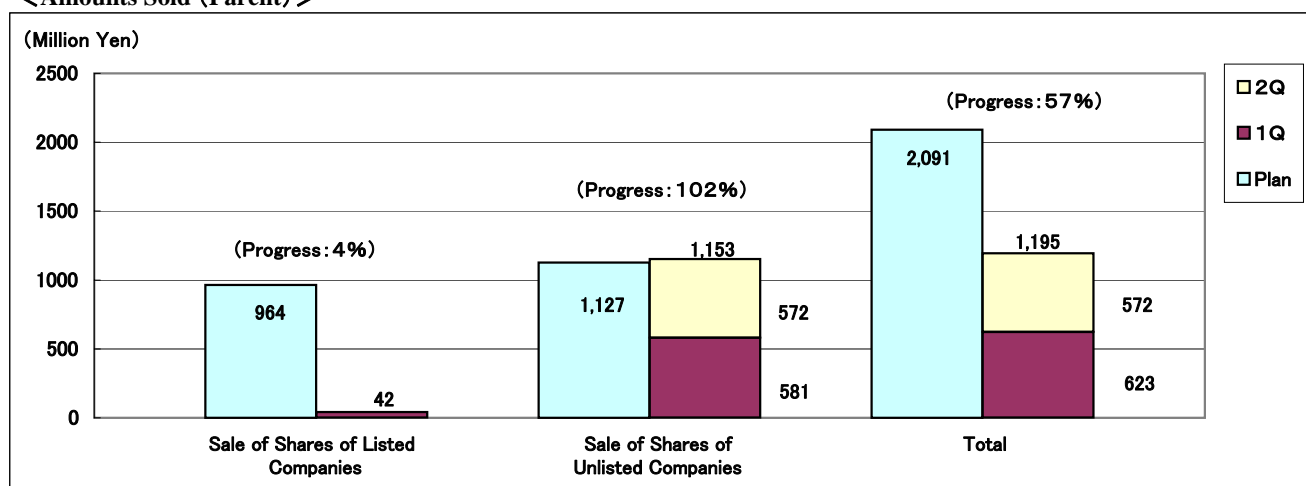
(Million Yen)

		Sale of Shares of Listed Companies	Sale of Shares of Unlisted Companies	Allowances or Valuation Losses	Total
<Amounts Sold>	Plan	964	1,127		2,091
	1Q Result	42	581		623
	2Q Result	0	572		572
	Total	42	1,153		1,195
	Progress(%)	4%	102%		57%
<Booked Values>	Plan	274	1,027		1,301
	1Q Result	8	212		220
	2Q Result	0	458		458
	Total	8	670		678
<Profits or Losses>	Plan	690	100	▲ 685	105
	1Q Result	34	369	(Note) ▲ 117	(Note) 286
	2Q Result	0	114	(Note) 0	(Note) 114
	Total	34	483	(Note) ▲ 117	(Note) 400
	Progress(%)	5%	483%	17%	—

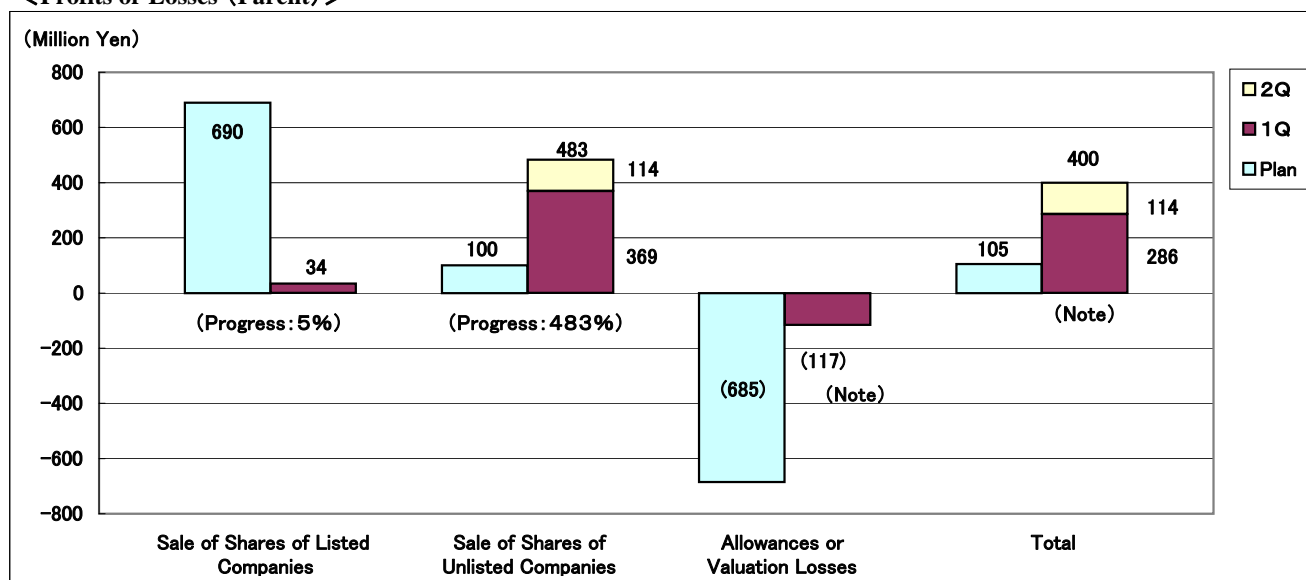
Note : Allowances and valuation losses are booked at each quarter end, and the amounts for 2Q and thereafter have not been fixed as of today.

Allowances or valuation losses may be booked within the planned figures.

<Amounts Sold (Parent)>



<Profits or Losses (Parent)>



Note : Allowances and valuation losses are booked at each quarter end, and the amounts for 2Q and thereafter have not been fixed as of today.

Allowances or valuation losses may be booked within the planned figures.